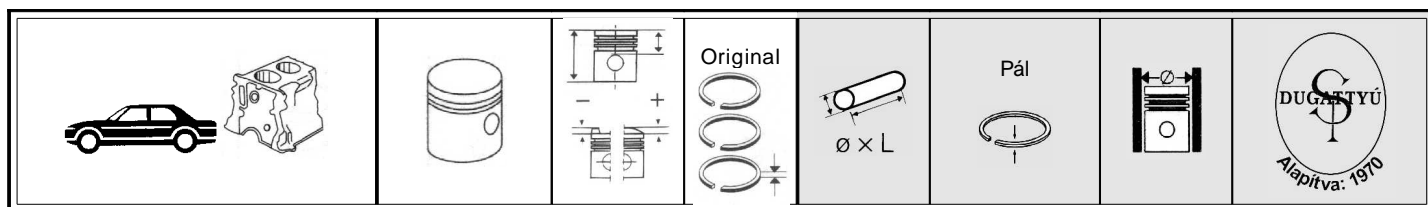


ALFA ROMEO

cm ³	∅	Motor	Cylinder	Index
1186	80,0	Benzin	4	2
1351	80,0	Benzin	Boxer 4	3
1357	80,0	Benzin	4	4
1490	84,0	Benzin	4	6
1490	84,0	Benzin	Boxer 4	7
1570	78,0	Benzin	4	1
1712	87,0	Benzin	Boxer 4	10
1779	80,0	Benzin	4	5
1779	92,0	Diesel	3	12
1962	84,0	Benzin	4	8
1994	88,0	Diesel	4	11
1995	84,0	Benzin	4	9
2392	92,0	Diesel	4	12
2492	88,0	Diesel	5	11
2498	92,0	Diesel	4	13
2959	93,0	Benzin	V6 6	14



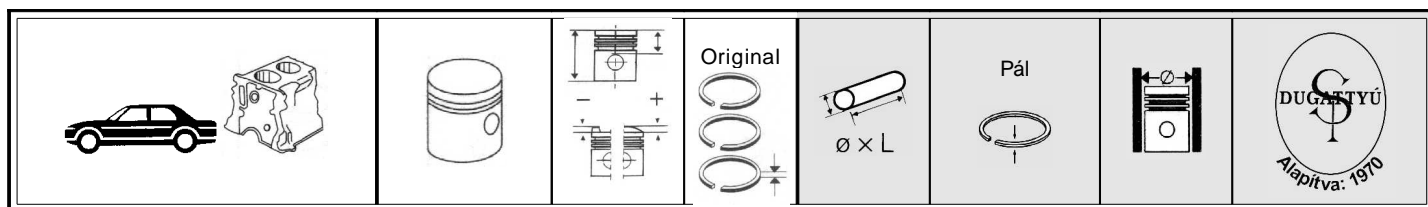
ALFA ROMEO 105.2 105.14 105.26 116.00 1570 cm ³ benzin	1	4 78,0	 	82,7 22,0 +16,7	1,5 1,75 4	22x67	2-2-3 2-2-3 1,5-2-3,947	Ø78,0 Ø78,5 Ø79,0	3750-0031 3750-5031 3750-1031

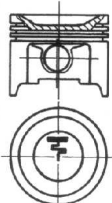
ALFA ROMEO 301.00 1186 cm ³ benzin	2	4 80,0	 	74,0 28,5 -8,35	1,5 1,75 4	21x60	1,5-2-3,947 1,5-2-3,947 1,5-2-3,947	Ø80,0 Ø80,4 Ø80,6	6607-0031 6607-4031 6607-6031

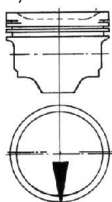
ALFA ROMEO 301.68 1351 cm ³ 58 kW benzin Boxer	3	4 80,0	 	66,0 24,0 -6,8 perem: 11,0	1,5 1,75 4	21x63,5	1,5-2-3,947 1,5-2-3,947 1,5-2-3,947	Ø80,0 Ø80,4 Ø80,6	0905-0031 0905-4031 0905-6031

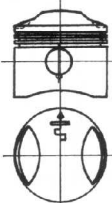
ALFA ROMEO 116.01 1357 cm ³ benzin	4	4 80,0	 	86,3 22,0 +19,8	1,5 1,75 4	22x68,5	1,5-2-3,947 1,5-2-3,947	Ø80,0 Ø80,4	0900-0031 0900-4031

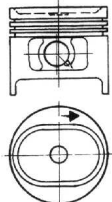
ALFA ROMEO 105.48 105.35 195.23 1779 cm ³ benzin	5	4 80,0	 	80,1 22,25 +13,35	1,5 1,75 4,5	22x68,5	1,5-2-3,947 1,5-2-3,947	Ø80,0 Ø80,4	3746-0031 3746-4031

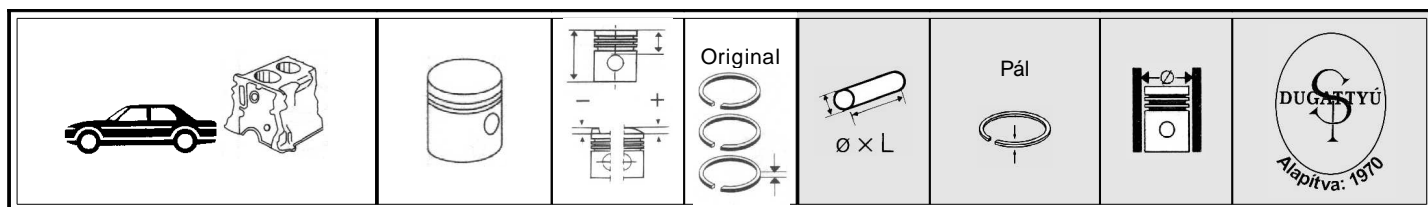


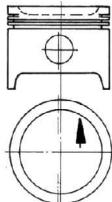
ALFA ROMEO 301.24 1490 cm ³ benzin 1979- Alfasud, Sprint 85 1983- Alfa 33 88	6 4 84,0 	67,5 24,0 - 6,7 perem: 6,0	1,5 1,75 4	21x60	1,5-2- 3,947 1,5-2- 3,947 1,5-2- 3,947	Ø84,0 Ø84,4 Ø84,6	3772-0031 3772-4031 3772-6031

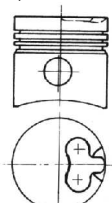
ALFA ROMEO 301.28 1490 cm ³ benzin Boxer 1985- Sprint 86 1985- Alfa33 1987- Sprint, Alfa 33 Kat.	7 4 84,0 	67,5 24,0 - 5,0 Perem: 7,0	1,5 1,75 4	21x60	1,5-2- 3,947 1,5-2- 3,947 1,5-2- 3,947	Ø84,0 Ø84,4 Ø84,6	3776-0031 3776-4031 3776-6031

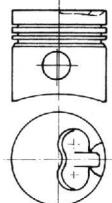
ALFA ROMEO A 195.17 116.33 1962 cm ³ benzin 1971- Alfetta 2000 1973- Spider 81 2000 1976- Alfetta 2000 GTV	8 4 84,0 	81,0 21,75 +14,75	1,5 1,75 4,5	22x69	1,5-2- 3,947 1,5-2- 3,947 1,5-2- 3,947	Ø84,0 Ø84,4 Ø84,6	3770-0031 3770-4031 3770-6031

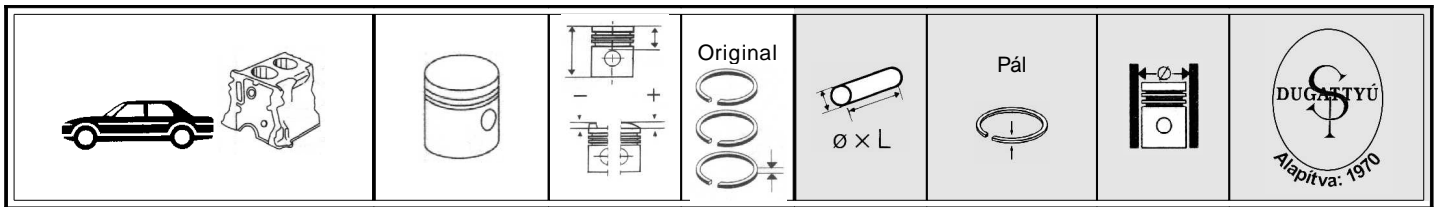
ALFA ROMEO M 601 FT.20.0 1995 cm ³ benzin Turbo 1985- 164	9 4 84,0 	79,0 28,5 - 4,5	1,5 2 3,947	22x69	1,5-2- 3,947 1,5-2- 3,947 1,5-2- 3,947	Ø84,0 Ø84,4 Ø84,6	6135-0011 6135-4011 6135-6011

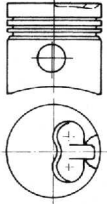


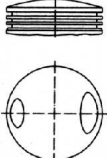
ALFA ROMEO M 300 BA.17.A 1712 cm ³ benzin Boxer 1987- Sprint, Alfa 33	10 4 87,0 	68,0 24,5 -6,5	1,5 1,75 3	21x62	1,5-1,75-3 1,5-1,75-3	Ø87,0 Ø87,6	6613-0011 6613-6011

ALFA ROMEO VM HR 488 , VM 80 A 1994 cm ³ diesel 1983- Giulietta 2,0T 85 D Alfetta 2,0T D 1985- Alfa 75 2,0T D VM HR 588 2498 cm ³ diesel 1983- Alfa 6 2,5T 87 D	11 4/5 88,0 	97,0 42,35 -1,8	T2,5 2 4	30x70	T2,5-2-4 2-2-4 2-2-4 2,5-2-3 2,5-2-3	Ø88,0 Ø88,0 Ø88,5 Ø89,0 Ø89,5	6615-0011 6615-0031 6615-5031 6615-1031 6615-1531

ALFA ROMEO HRT 392 1779 cm ³ diesel Turbo 1984- Alfa 33 1,8T D HR 492 HI, HR 492 HT 2392 cm ³ diesel Turbo 1982- Alfetta 2,4T 85 D 1984- Alfa 90 2,4T 87 D	12 3/4 92,0 	88,1 38,1 -2,15	T 2,5 2 4	30x75	T 2,5-2-4 T 2,5-2-4 T 3-2-3	Ø92,0 Ø92,5 Ø93,0	6624-0011 6624-5011 6624-1031



ALFA ROMEO HR 92 HS 2498 cm ³ diesel turbo 1987- Alfa 164 TD	13 4 92,0		88,5 36,0 -3,8	T 2,5 2 4	30x75	T 2,5-2-4 T 2,5-2-4 T 3-2-3	Ø92,0 Ø92,5 Ø93,0	6625-0011 6625-5011 6625-1031

ALFA ROMEO M 624 AB .30.A 2959 cm ³ benzin V6 1992- Alfa 164	14 6 93,0		70,1 21,7 +8,4	1,5 1,5 3,5	22x72	1,5-1,5- 3,5	Ø93,0	6393-0011