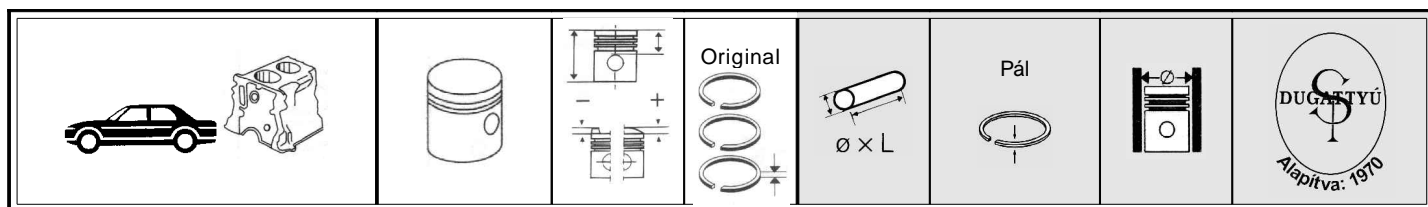
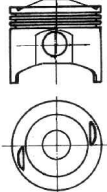
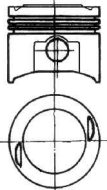


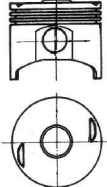
DAIHATSU

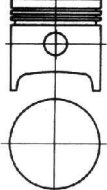
cm ³	∅	Motor	Cylinder	Index
547	71,6	Benzin	2	2
547	71,6	Benzin	2	3
617	76,0	Benzin	2	5
843	70,0	Benzin	3	1
850	76,0	Benzin	3	5
993	76,0	Benzin	3	6
993	76,0	Benzin	3	7
993	76,0	Benzin	3	8
993	76,0	Benzin	3	9
993	76,0	Benzin	3	10
993	76,0	Benzin	3	11
993	76,0	Diesel	3	12
993	76,0	Diesel turbo	3	13
1166	75,0	Benzin	4	4
1290	75,0	Benzin	4	4
1295	76,0	Benzin	4	14
1452	77,5	Benzin	4	16
1587	80,5	Benzin	4	17
1589	76,0	Benzin	4	15
1812	86,0	Benzin	4	18
2530	88,0	Diesel	4	19
2765	92,0	Diesel	4	20

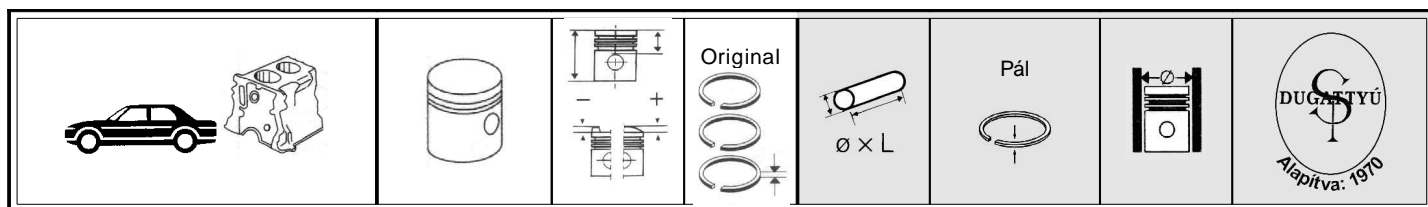


DAIHATSU CD 843 cm ³ benzin	1	3 70,0		59,6 19,0 +4,2	1,5 1,5 2,8	18x60	1,5-1,5-3 1,5-1,5-3	Ø70,5 Ø70,6	02990 06731

DAIHATSU AB10 547 cm ³ benzin	2	2 71,6		62,8 21,9 +0,5	1,5 1,5 2,8	18x62	1,5-1,5-2,8 1,5-1,5-3 2-2-4 1,5-1,5-3 2-2-4	Ø71,6 Ø72,0 Ø72,0 Ø72,0 Ø72,5	02897 8180 02899 8182 04850

DAIHATSU AB 547 cm ³ benzin	3	2 71,6		63,0 21,9 +1,2 perem: 18,0	1,5 1,5 2,8	18x62	1,5-1,5-2,8 1,5-1,5-3	Ø71,6 Ø72,0	4045-0011 4045-4031

DAIHATSU 3K 1166 cm ³ benzin	4	4 75,0		75,5 27,0	2 2 4	18x61	1,75-2-4 1,75-2-4 1,5-2-3,947	Ø75,0 Ø75,5 Ø76,0	02310 02312 03626



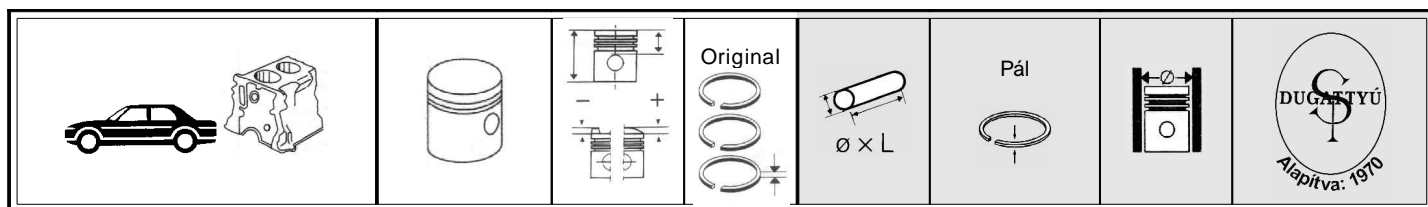
DAIHATSU AD10 617 cm ³ benzin	5	2/3 76,0		59,0 21,1	1,5 1,5 2,8	18x60	1,5-1,5- 2,8 1,5-1,5- 2,8 1,75-2-3	Ø76,0 Ø76,5 Ø77,0	T04780 T01147 T04782
850 cm ³ benzin									
Cuore									

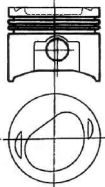
DAIHATSU 3B 993 cm ³ benzin	6	3 76,0		55,0 21,5	1,5 1,5 2,8	19x62	1,5-1,5- 2,8 1,5-1,5- 2,8 1,75-2-3	Ø76,0 Ø76,5 Ø77,0	T01153 T01155 T8204

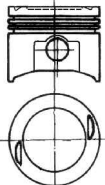
DAIHATSU CB T50 993 cm ³ benzin Turbo	7	3 76,0		56,5 19,5 -6,1	1,5 1,5 2,8	18x60	1,5-1,5- 2,8 1,5-1,5- 2,8 1,75-2-3	Ø76,0 Ø76,5 Ø76,5	07185 04774 07459

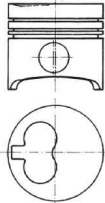
DAIHATSU CB OHC 993 cm ³ benzin	8	3 76,0		57,0 19,0 -0,25 MØ =63,0	1,5 1,5 2,8	18x62	1,5-1,5- 2,8 1,5-1,5- 2,8 1,75-2-3	Ø76,0 Ø76,5 Ø77,0	01149 01151 04747

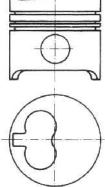
DAIHATSU CB OHC 993 cm ³ benzin	9	3 76,0		57,0 19,0 -0,4	1,5 1,5 2,8	18x62	1,5-1,5- 2,8 1,5-1,5- 2,8 1,75-2-3	Ø76,0 Ø76,5 Ø77,0	04969 04971 04973

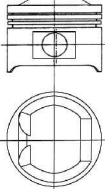


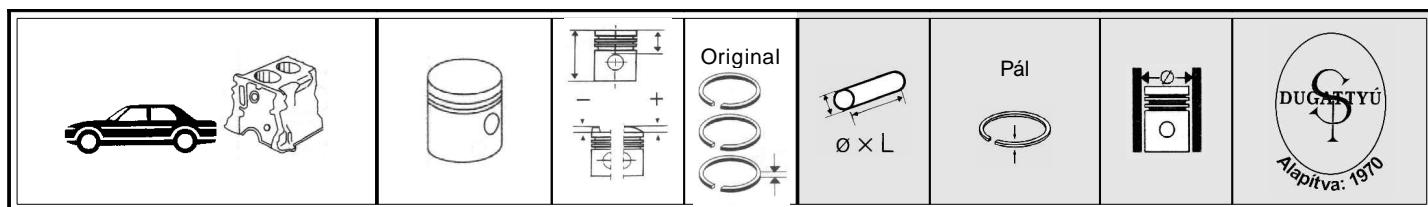
DAIHATSU CB OHC 993 cm ³ benzin 1984- Charade, G11	10	3 76,0 	57,0	1,5	18x60	1,5-1,5- 2,8	Ø76,0	04302 02394 02396
			19,4 -3,5	1,5 2,8		1,5-1,5- 2,8	Ø76,5 Ø77,0	

DAIHATSU CB 993 cm ³ benzin 1977- Charade, G10 83	11	3 76,0 	58,8	1,5	18x60	1,5-1,5- 2,8	Ø76,0	2850-0011 2850-5011 2850-1031
			19,5 -1,5 perem: 11,0	1,5 2,8		1,5-1,5- 2,8	Ø76,5 Ø77,0	

DAIHATSU CL 993 cm ³ diesel 1983- Charade 87	12	3 76,0 	70,2	2	21x63	T2,5-2-3	Ø76,0	1945-0031 1945-5031 01161 0712
			28,2 -1,2	1,5 3		1,75-2-3 1,75-2-3 1,75-2-3	Ø76,5 Ø77,0 Ø77,5	

DAIHATSU CL T 993 cm ³ diesel Turbo 1987- Charade	13	3 76,0 	71,5	2	23x64	T2,5-2-3	Ø76,0	01163 01165 04041
			29,0 -1,2	1,5 3		1,75-2-3 1,75-2-3	Ø76,5 Ø77,0	

DAIHATSU HCE OHC 1295 cm ³ benzin 1988- Charade 93	14	4 76,0 	60,2	1,2	19x65	1,5-1,5- 2,8	Ø76,0	8271-0031 8271-5031 8271-1031
			20,8 -3,5	1,5 3		1,5-1,5- 2,8	Ø76,5 Ø77,0	



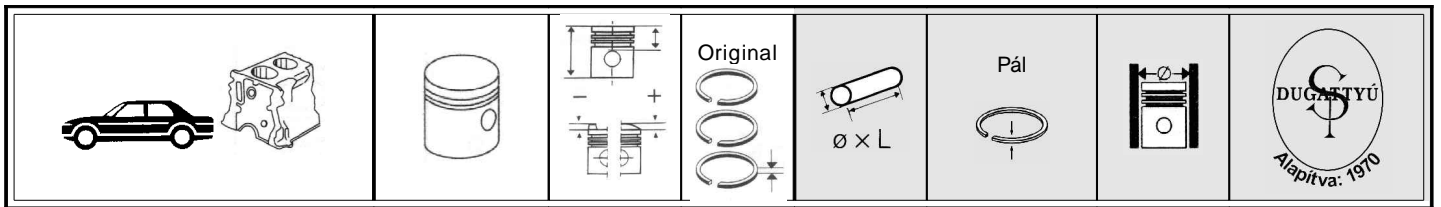
DAIHATSU HDE OHC EFI 1589 cm ³ benzin	15	4 76,0		59,0	1,2	19x62	1,5-1,5- 2,8	Ø76,0 Ø76,5	07231 07233
				21,0 -0,4	1,5 3		1,75-2-3		
1988- Applause, Feroza 92									

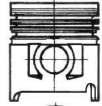

DAIHATSU 3A 1452 cm ³ benzin	16	4 77,5		60,85	1,5	18x60	1,2-1,5-4	Ø77,5 Ø77,5 Ø78,0 Ø78,3	8082 03706 03708 03710
				21,9 -2,85	1,5 2,8		1,5-1,5- 2,8		
1980- Charmont 88									

DAIHATSU 12R 1587 cm ³ benzin	17	4 80,5		78,0	2	20x65	2-2-3	Ø80,5 Ø81,0 Ø81,5 Ø82,0	02326 02328 02554 02556
				29,0	2 4		1,5-1,75-3 1,5-1,75-3 1,5-2- 3,947		
1971- Bus, E20, F20, 83									

DAIHATSU 2Y 1812 cm ³ benzin	18	4 86,0		70,0	1,5	22x65	2-2-4	Ø86,0 Ø86,4 Ø86,5 Ø87,0	03346 03806 02360 03348
				24,0 -2,0	1,5 4		1,5-2- 3,947		
1983- Delta 85									

DAIHATSU DG 2530 cm ³ diesel	19	4 88,0		95,0	2,5	26x72	2-2-4	Ø88,0 Ø88,5	07187 01172
				37,5 -1,4 -5,0	2 4		2-2-4 2-2-4		
1968- Bus, Delta, Vesta, 84 Tafto									



DAIHATSU DL 2765 cm ³ diesel 1982- Delta, Rocky 4WD Fourtrak, Passenger, Rugger, Tafto	20	4 92,0  	95,5 36,5 - 1,5 - 3,0	2,5 2 4	28x75	T2,5-2-4 T2,5-2-4	Ø92,0 Ø92,5	01174 07213