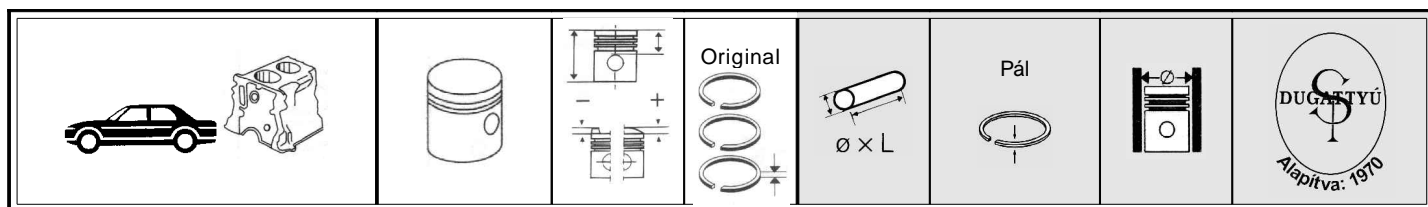
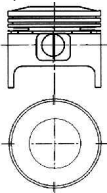
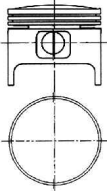


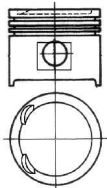
HONDA

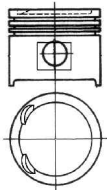
cm³	Ø	Motor	Cylinder	Index
1169	70,0	Benzin	4	1
1335	72,0	Benzin	4	2
1342	74,0	Benzin	4	3
1343	75,0	Benzin	4	6
1488	74,0	Benzin	4	4
1493	75,0	Benzin	4	7
1590	75,0	Benzin	4	8
1590	75,0	Benzin	4	9
1599	74,0	Benzin	4	5
1602	77,0	Benzin	4	10
1751	77,0	Benzin	4	10
1829	80,0	Benzin	4	11
1829	80,0	Benzin	4	12
1834	81,0	Benzin	4	13
1958	81,0	Benzin	4	14
2156	85,0	Benzin	4	15

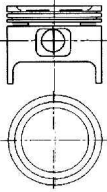


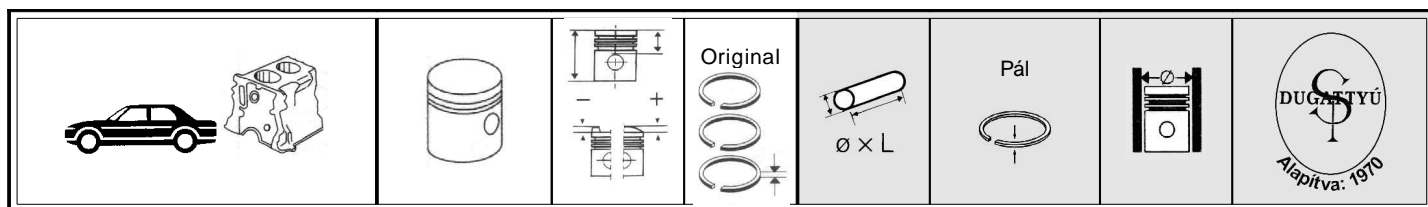
HONDA EB 1169 cm ³ benzin 1972- Civic 81	1	4		60,0 19,0 +2,8	1,5 1,5 2,8	17x62	1,5-1,5- 2,8 1,5-1,5-3	Ø70,0 Ø70,4	07211 06009
		70,0							

HONDA EJ/EN 1335 cm ³ benzin 1978- Civic 83 1982- Ballade 83	2	4		58,0 19,05 +3,4	1,5 1,5 4	17x62	1,5-2-4 1,5-2-4	Ø72,0 Ø72,5	07008 01181
		72,0							

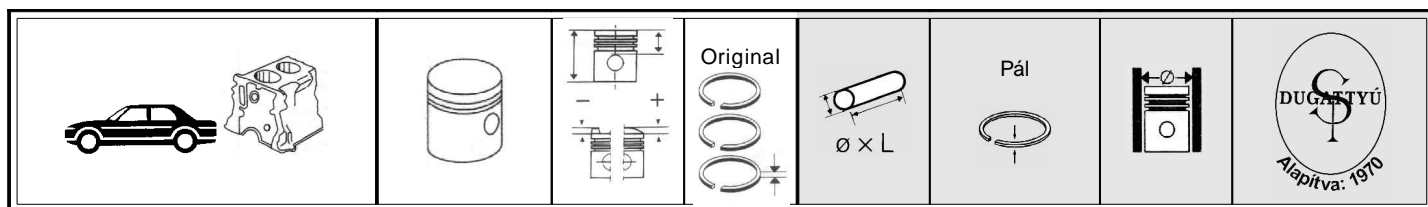
HONDA EV 1342 cm ³ benzin 1984- Civic 87	3	4		58,8 20,0 -3,45	1,5 1,5 4	19x56	1,6-2-4 1,6-2-4 1,75-2-4	Ø74,0 Ø74,5 Ø75,0	01832 01834 01836
		74,0							

HONDA EW2 1488 cm ³ benzin 1984- Civic, Integra 87	4	4		58,8 20,0 -2,5	1,5 1,5 4	19x62	1,6-2-4 1,6-2-4 1,75-2-4	Ø74,0 Ø74,5 Ø75,0	07239 05929 07241
		74,0							

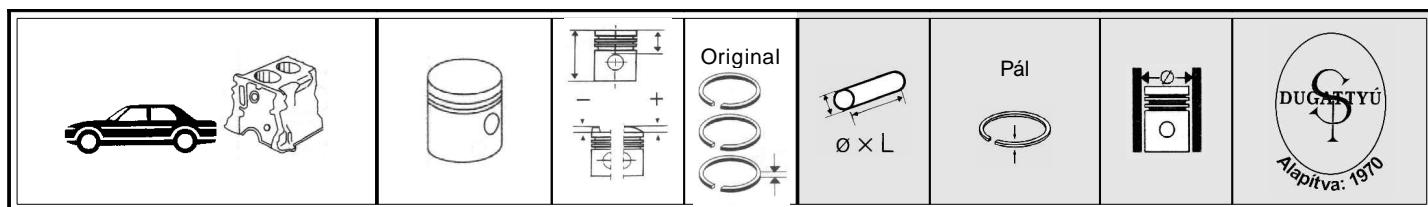
HONDA EF 1599 cm ³ benzin 1976- Accord 78	5	4		57,0 19,1 -2,5	1,5 1,5 4	17x62	1,2-1,5- 2,8 1,75-2-4 1,75-2-4	Ø74,0 Ø74,5 Ø75,0	01838 01840 01842
		74,0							



		6	4 75,0							
HONDA D 13 B2 1343 cm ³ benzin				60,8 21,2 +2,4	1,2 1,5 2,8	19x56	1,75-2-3 1,5-1,5-3	Ø75,0 Ø75,5	8042 8044	
1987- Civic 16V 90										
HONDA D 15 B 1493 cm ³ benzin		7	4 75,0	61,0 21,3	1,2 1,5 2,8	19x56	1,75-2-3 1,75-2-3	Ø75,0 Ø75,5	8024 8026	
1987- Civic 93										
HONDA D 16 A/Z 1590 cm ³ benzin		8	4 75,0	59,0 19,8 -0,9	1,2 1,5 2,8	19x56	1,75-2-3 1,5-1,5-3	Ø75,0 Ø75,5	8062 8064	
1988- Civic 16V, 91 Concerto, CRX, Integra										
HONDA ZC1, ZV 1590 cm ³ benzin 16V		9	4 75,0	59,0 19,6 +3,4	1,2 1,5 2,8	19x65	1,2-1,5- 2,8 1,5-1,5- 2,5	Ø75,0 Ø75,5	8358-0011 8358-5031	
Civic, CRX Integra										



HONDA EP 1602 cm ³ benzin 1978- Accord 85 1979- Prelude 85 1980- Quintet 85 EK 1751 cm ³ benzin 1978- Accord, Prelude 83	10 4 77,0		62,5 18,6 -0,9	1,5 1,5 4	18x63	1,5-2-3,947 1,5-2-3,947 1,5-2-3,947	Ø77,0 Ø77,4 Ø77,6	05656 05658 05660
HONDA ET 1829 cm ³ benzin 1983- Prelude 1984- Accord	11 4 80,0		65,3 19,8 -2,2 -3,3 -1,3	1,5 1,5 4	20x63	1,5-2-3,947 1,5-1,75-3 1,5-1,75-3	Ø80,0 Ø80,5 Ø81,0	T07326 T07328 T8198
HONDA A18A 1829 cm ³ benzin 1985- Accord	12 4 80,0		65,5 19,6 +1,5	1,5 1,5 4	20x62	1,5-2-3,947 1,5-2-3,947	Ø80,0 Ø80,4	07237 05017
HONDA B18A 1834 cm ³ benzin 1985- Accord, Prelude	13 4 81,0		65,5 19,8 -2,0	1,2 1,5 2,8	20x63	1,5-1,75-3 1,5-1,75-3	Ø81,0 Ø81,5	06242 02510



HONDA B20A 1958 cm ³ benzin 1985- Prelude 91	14	4 81,0 	65,0 19,5 +0,5	1,2 1,5 2,8	22x61	1,5-1,75-3 1,5-1,75-3	Ø81,0 Ø81,5	07235 04387

HONDA F22A 2156 cm ³ benzin 1989- Accord, Prelude 95	15	4 85,0 	65,5 19,6 -1,4	1,2 1,2 2,8	22x65	1,5-1,5-3	Ø85,0 Ø85,5 Ø86,0	8190 8192 8194