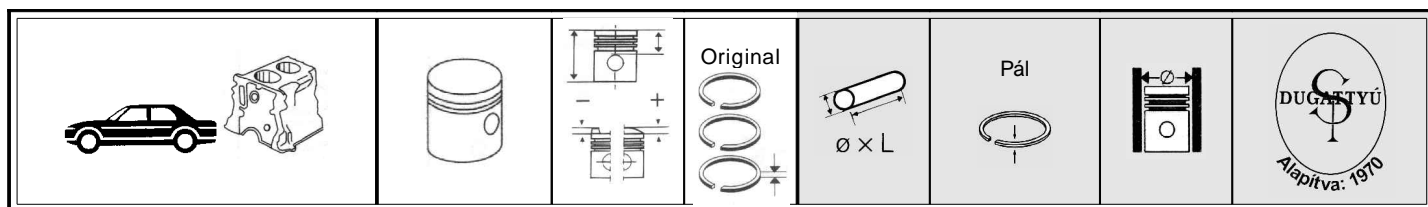


LANCIA

cm ³	∅	Motor	Cylinder	Index
999	70,0	Benzin	4	2
1050	67,2	Benzin	4	1
1108	70,0	Benzin	4	3
1242	70,8	Benzin	4	4
1369	82,0	Benzin	4	6
1438	80,0	Benzin	4	5
1499	86,4	Benzin	4	16
1585	84,0	Benzin	4	9
1585	84,0	Benzin turbo	4	10
1585	84,0	Benzin turbo	4	11
1756	84,0	Benzin	4	12
1929	82,6	Diesel	4	7
1929	82,6	Diesel turbo	4	8
1995	84,0	Benzin	4	13
1995	84,0	Benzin	4	14
1995	84,0	Benzin turbo	4	15



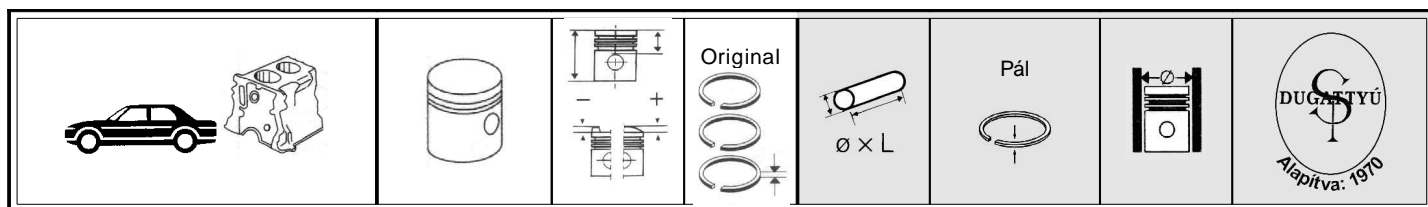
LANCIA A 112 AB.2C.0 1050 cm ³ benzin 1976- A 112, 85	1 4 67,2	 	54,75 21,75 - 15	1,5 1,75 3,947	18x56	1,5-1,75-4 1,5-1,75-4 1,5-1,75-4 2-2-4	Ø67,2 Ø67,6 Ø67,8 Ø68,0	04737 04739 05887 04741

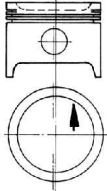
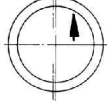
LANCIA 156 A 2.100 M 204 BS 10.0 999 cm ³ benzin 1986- Y 10	2 4 70,0	 	57,4 24,9 - 1,5	1,5 1,5 3	18x53	1,5-1,5-3 1,75-2-4 1,75-2-4	Ø70,0 Ø70,0 Ø70,5	06819 8130 06821

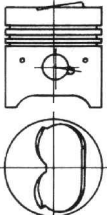
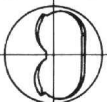
LANCIA 176 A 6.000 1108 cm ³ benzin 1992- Y10	3 4 70,0	 	50,0 21,01 - 1,5 MØ =60,0	1,2 1,2 2,5	17,98x5 3	1,5-1,5-3 1,5-1,5-3	Ø70,0 Ø70,6	8343-0031 8343-6031

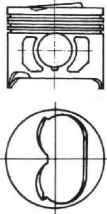
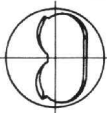
LANCIA 176 A 8.000 MPI 1242 cm ³ benzin 1995- Y	4 4 70,8	 	48,0 19,0 - 1,4 - 2,1 MØ =60,0	1,2 1,2 2,5	18x50	1,2-1,2- 2,5 1,5-1,5- 2,8	Ø70,8 Ø71,6	8349-0011 8349-8031

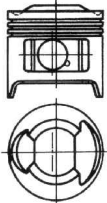
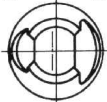
LANCIA 125 A 000 1438 cm ³ benzin 1972- Beta 75	5 4 80,0	 	77,0 26,75 +4,2	1,5 2 3,947	22x67	1,5-2- 3,947 1,5-2- 3,947	Ø80,0 Ø80,6	04300 01457

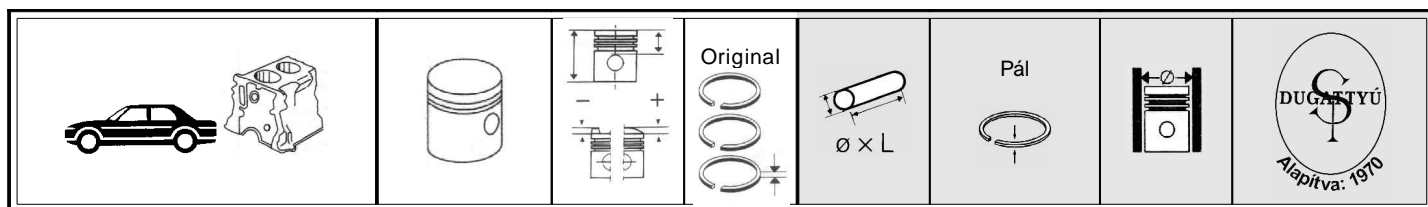


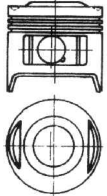
LANCIA 182 A 3.000, M 634.AA 1369 cm ³ benzin 1995- Y	6 4 82,0  	58,11 24,11 -5,2	1,5 1,5 3	20x54	1,5-1,5-3 1,5-2-3,947 1,5-2-3,947 1,5-2-3,947	Ø82,0 Ø82,0 Ø82,4 Ø82,8	8356-0011 8356-0031 8356-4031 8356-8031

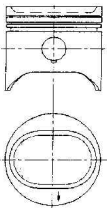
LANCIA 149 A 1000 1929 cm ³ diesel 1984- Prisma	7 4 82,6  	81,0 30,1 +2,4	T2,5 2 4	25x69	T2,5-2-4 T2,5-2-4 T2,5-2-4 T2,5-2-4 2-2-4 Teflonos csökkentett átmérőjű T2,5-2-4 T2,5-2-4 T2,5-2-4 T2,5-2-4 2-2-4	Ø82,6 Ø83,0 Ø83,4 Ø83,6 Ø84,0 Ø82,55 Ø82,95 Ø83,35 Ø83,55 Ø83,95	06687 06689 06691 06693 06695 06325 06327 06329 06351 06353

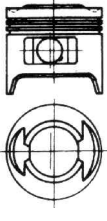
LANCIA 160 A 6.000, M 710 AT.19.0 1929 cm ³ diesel turbo 1990- Dedra	8 4 82,6  	82,0 29,4 +2,5	T3 2 3	26x69	T2,5-2-4 T2,5-2-4 T2,5-2-4 T2,5-2-4 2-2-4	Ø82,6 Ø83,0 Ø83,4 Ø83,6 Ø84,0	01483 01485 01487 01489 01491

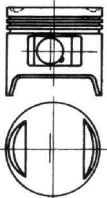
LANCIA 828 B.000 1585 cm ³ benzin 1986- Delta, Prisma	9 4 84,0  	77,0 27,9 +5,8 -2,8	1,5 2 3,947	22x69	1,5-2-3,947 1,5-2-3,947 1,5-2-3,947	Ø84,0 Ø84,4 Ø84,6	2624-0011 2624-4011 2624-6011

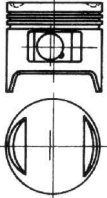


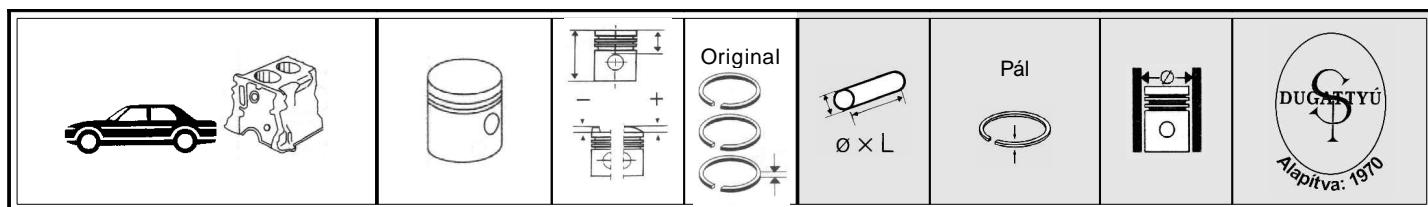
LANCIA M 400.BT.16.0 1585 cm ³ benzin turbo 1986- Delta HF Turbo	10 4 84,0		77,0	1,5 2 3,947	22x69	1,5-2- 3,947	Ø84,0 Ø84,4 Ø84,6	02821 02823 02825
			27,45 -4,1 -4,5			1,5-2- 3,947 1,5-2- 3,947 1,5-2- 3,947		

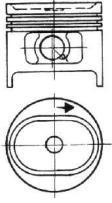
LANCIA M 406.AW.16.0 1585 cm ³ benzin turbo 1987- Delta HF Turbo	11 4 84,0		78,4	1,5 2 3,947	22x68,5	1,5-2- 3,947	Ø84,0	04953
			27,9 -4,1 -4,6 -1,7			1,5-2- 3,947		

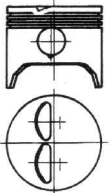
LANCIA 132 AB.000, 132 B 1.000, 132 BB.1 A.0 1756 cm ³ benzin 1972- Beta 76	12 4 84,0		76,5	1,5 2 3,947	22x68	1,5-2- 3,947	Ø84,0 Ø84,4 Ø84,6 Ø85,5	01509 01511 01513 04304
			27,45 +1,6			1,5-2- 3,947 1,5-2- 3,947 1,5-2- 3,947 2-2-5		

LANCIA 401 CG.20.0 1995 cm ³ benzin 1985- Thema i.e.	13 4 84,0		76,0	1,5 2 3,947	22x65	1,5-2- 3,947	Ø84,0 Ø84,4 Ø84,6	3186-0011 3186-4011 3186-6011
			28,65 -4,5 -5,0			1,5-2- 3,947 1,5-2- 3,947 1,5-2- 3,947		

LANCIA 828 B 1.000/ B 4.000 1995 cm ³ benzin 1975- Trevi, Prisma, 84 HPE	14 4 84,0		77,5	1,5 2 3,947	22x69	1,5-2- 3,947	Ø84,0 Ø84,4 Ø84,6	01515 01517 01519
			27,45 -3,55 -4,0			1,5-2- 3,947 1,5-2- 3,947 1,5-2- 3,947		



LANCIA M 601 FT.20.0, 154 A2.000 1995 cm ³ benzin Turbo 1985- Delta, Thema 1991- Dedra	15	4 84,0 	79,0 28,5 -4,5	1,5 2 3,947	22x69	1,5-2- 3,947 1,5-2- 3,947 1,5-2- 3,947	Ø84,0 Ø84,4 Ø84,6	06135 06137 06139

LANCIA 831 AB.1A.0 1499 cm ³ benzin 1979- Delta, Prisma 88	16	4 86,4 	73,95 23,45 -2,8	1,5 2 3,947	22x69	1,5-2,- 3,947 1,5-2,- 3,947 2-2-4	Ø86,4 Ø86,8 Ø87,0	06887 01525 01527