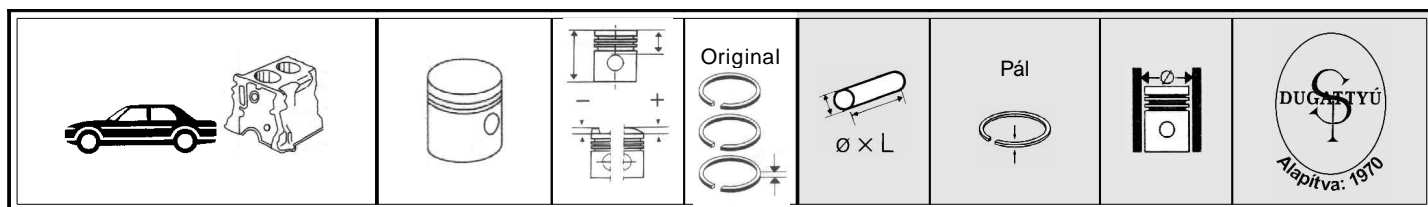
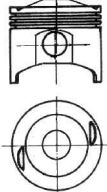
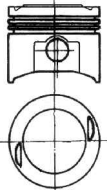


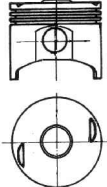
# DAIHATSU

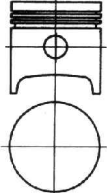
cm <sup>3</sup>	Ø	Motor	Cylinder	Index
547	71,6	Benzin	2	2
547	71,6	Benzin	2	3
617	76,0	Benzin	2	5
843	70,0	Benzin	3	1
850	76,0	Benzin	3	5
993	76,0	Benzin	3	6
993	76,0	Benzin	3	7
993	76,0	Benzin	3	8
993	76,0	Benzin	3	9
993	76,0	Benzin	3	10
993	76,0	Benzin	3	11
993	76,0	Diesel	3	12
993	76,0	Diesel turbo	3	13
1166	75,0	Benzin	4	4
1290	75,0	Benzin	4	4
1295	76,0	Benzin	4	14
1452	77,5	Benzin	4	16
1587	80,5	Benzin	4	17
1589	76,0	Benzin	4	15
1812	86,0	Benzin	4	18
2530	88,0	Diesel	4	19
2765	92,0	Diesel	4	20

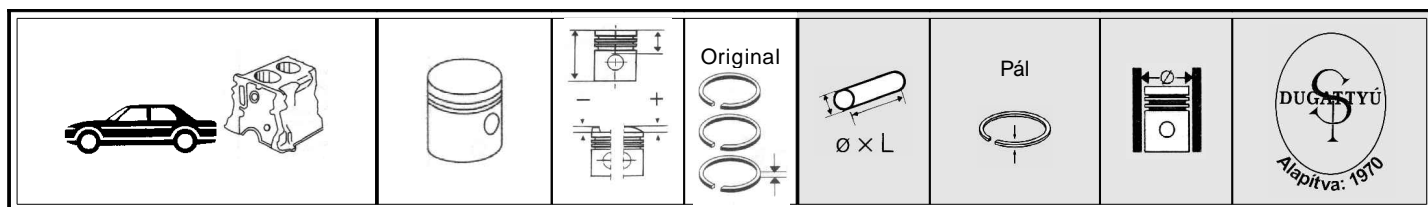


<b>DAIHATSU</b> <b>CD</b> 843 cm <sup>3</sup> benzin	<b>1</b>	<b>3</b> 70,0		59,6 19,0 +4,2	1,5 1,5 2,8	18x60	1,5-1,5-3 1,5-1,5-3	Ø70,5 Ø70,6	02990 06731

<b>DAIHATSU</b> <b>AB10</b> 547 cm <sup>3</sup> benzin	<b>2</b>	<b>2</b> 71,6		62,8 21,9 +0,5	1,5 1,5 2,8	18x62	1,5-1,5-2,8 1,5-1,5-3 2-2-4 1,5-1,5-3 2-2-4	Ø71,6 Ø72,0 Ø72,0 Ø72,0 Ø72,5	02897 8180 02899 8182 04850

<b>DAIHATSU</b> <b>AB</b> 547 cm <sup>3</sup> benzin	<b>3</b>	<b>2</b> 71,6		63,0 21,9 +1,2 perem: 18,0	1,5 1,5 2,8	18x62	1,5-1,5-2,8 1,5-1,5-3	Ø71,6 Ø72,0	4045-0011 4045-4031

<b>DAIHATSU</b> <b>3K</b> 1166 cm <sup>3</sup> benzin	<b>4</b>	<b>4</b> 75,0		75,5 27,0	2 2 4	18x61	1,75-2-4 1,75-2-4 1,5-2-3,947	Ø75,0 Ø75,5 Ø76,0	02310 02312 03626



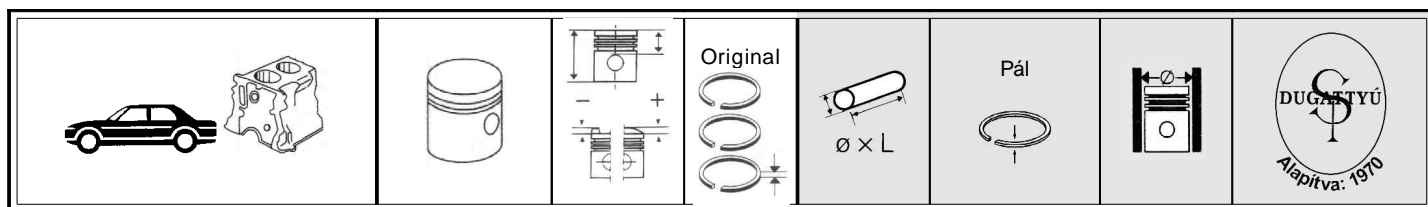
<b>DAIHATSU</b> <b>AD10</b> 617 cm <sup>3</sup> benzin	5	2/3 76,0		59,0 21,1	1,5 1,5 2,8	18x60	1,5-1,5- 2,8 1,5-1,5- 2,8 1,75-2-3	Ø76,0 Ø76,5 Ø77,0	T04780 T01147 T04782

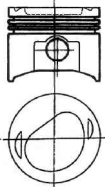
<b>DAIHATSU</b> <b>3B</b> 993 cm <sup>3</sup> benzin	6	3 76,0		55,0 21,5	1,5 1,5 2,8	19x62	1,5-1,5- 2,8 1,5-1,5- 2,8 1,75-2-3	Ø76,0 Ø76,5 Ø77,0	T01153 T01155 T8204

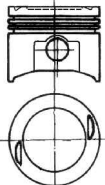
<b>DAIHATSU</b> <b>CB T50</b> 993 cm <sup>3</sup> benzin Turbo	7	3 76,0		56,5 19,5 -6,1	1,5 1,5 2,8	18x60	1,5-1,5- 2,8 1,5-1,5- 2,8 1,75-2-3	Ø76,0 Ø76,5 Ø76,5	07185 04774 07459

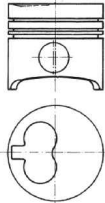
<b>DAIHATSU</b> <b>CB OHC</b> 993 cm <sup>3</sup> benzin	8	3 76,0		57,0 19,0 -0,25 MØ =63,0	1,5 1,5 2,8	18x62	1,5-1,5- 2,8 1,5-1,5- 2,8 1,75-2-3	Ø76,0 Ø76,5 Ø77,0	01149 01151 04747

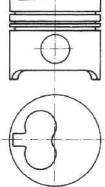
<b>DAIHATSU</b> <b>CB OHC</b> 993 cm <sup>3</sup> benzin	9	3 76,0		57,0 19,0 -0,4	1,5 1,5 2,8	18x62	1,5-1,5- 2,8 1,5-1,5- 2,8 1,75-2-3	Ø76,0 Ø76,5 Ø77,0	04969 04971 04973

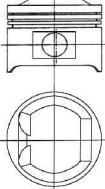


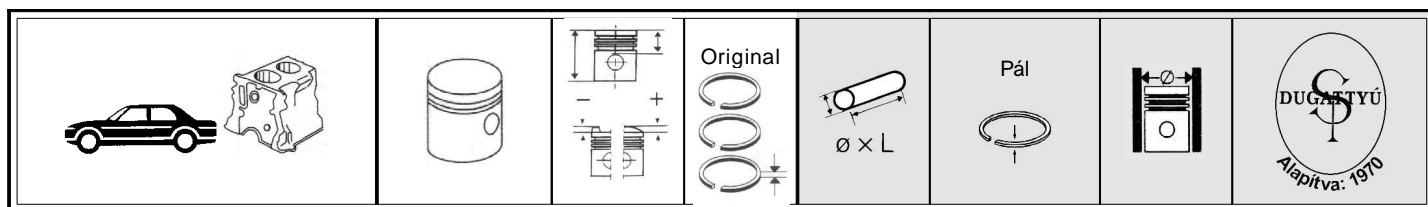
<b>DAIHATSU</b> <b>CB OHC</b> 993 cm <sup>3</sup> benzin  1984- Charade, G11	<b>10</b>	3 76,0 	57,0	1,5	18x60	1,5-1,5- 2,8	Ø76,0	04302 02394 02396
			19,4 -3,5	1,5 2,8		1,5-1,5- 2,8	Ø76,5 Ø77,0	

<b>DAIHATSU</b> <b>CB</b> 993 cm <sup>3</sup> benzin  1977- Charade, G10 83	<b>11</b>	3 76,0 	58,8	1,5	18x60	1,5-1,5- 2,8	Ø76,0	2850-0011 2850-5011 2850-1031
			19,5 -1,5 perem: 11,0	1,5 2,8		1,5-1,5- 2,8	Ø76,5 Ø77,0	

<b>DAIHATSU</b> <b>CL</b> 993 cm <sup>3</sup> diesel  1983- Charade 87	<b>12</b>	3 76,0 	70,2	2	21x63	T2,5-2-3	Ø76,0	1945-0031 1945-5031 01161 0712
			28,2 -1,2	1,5 3		1,75-2-3 1,75-2-3 1,75-2-3	Ø76,5 Ø77,0 Ø77,5	

<b>DAIHATSU</b> <b>CL T</b> 993 cm <sup>3</sup> diesel Turbo  1987- Charade	<b>13</b>	3 76,0 	71,5	2	23x64	T2,5-2-3	Ø76,0	01163 01165 04041
			29,0 -1,2	1,5 3		1,75-2-3 1,75-2-3	Ø76,5 Ø77,0	

<b>DAIHATSU</b> <b>HCE OHC</b> 1295 cm <sup>3</sup> benzin  1988- Charade 93	<b>14</b>	4 76,0 	60,2	1,2	19x65	1,5-1,5- 2,8	Ø76,0	8271-0031 8271-5031 8271-1031
			20,8 -3,5	1,5 3		1,5-1,5- 2,8	Ø76,5 Ø77,0	



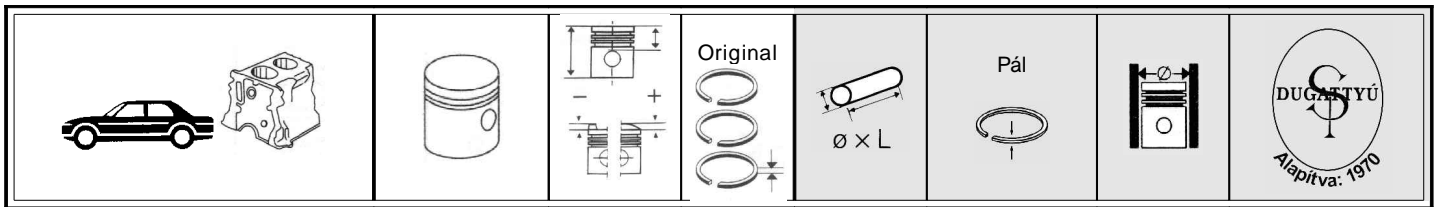
<b>DAIHATSU</b> <b>HDE OHC EFI</b> 1589 cm <sup>3</sup> benzin  1988- Applause, Feroza 92	<b>15</b> 4 76,0		59,0	1,2	19x62	1,5-1,5-2,8	Ø76,0	07231 07233
			21,0 -0,4	1,5 3		1,75-2-3	Ø76,5	

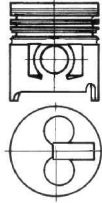
<b>DAIHATSU</b> <b>3A</b> 1452 cm <sup>3</sup> benzin  1980- Charmont 88	<b>16</b> 4 77,5		60,85	1,5	18x60	1,2-1,5-4	Ø77,5	8082 03706 03708 03710
			21,9 -2,85	1,5 2,8		1,5-1,5-2,8 2-2-3 1,5-1,5-4	Ø77,5 Ø78,0 Ø78,3	

<b>DAIHATSU</b> <b>12R</b> 1587 cm <sup>3</sup> benzin  1971- Bus, E20, F20, 83	<b>17</b> 4 80,5		78,0	2	20x65	2-2-3	Ø80,5	02326 02328 02554 02556
			29,0	2 4		1,5-1,75-3 1,5-1,75-3 1,5-2-3,947	Ø81,0 Ø81,5 Ø82,0	

<b>DAIHATSU</b> <b>2Y</b> 1812 cm <sup>3</sup> benzin  1983- Delta 85	<b>18</b> 4 86,0		70,0	1,5	22x65	2-2-4	Ø86,0	03346 03806 02360 03348
			24,0 -2,0	1,5 4		1,5-2-3,947 2-2-4 2-2-4	Ø86,4 Ø86,5 Ø87,0	

<b>DAIHATSU</b> <b>DG</b> 2530 cm <sup>3</sup> diesel  1968- Bus, Delta, Vesta, 84 Tafto	<b>19</b> 4 88,0		95,0	2,5	26x72	2-2-4	Ø88,0	07187 01172
			37,5 -1,4 -5,0	2 4		2-2-4 2-2-4	Ø88,5	



<b>DAIHATSU</b> <b>DL</b> 2765 cm <sup>3</sup> diesel  1982- Delta, Rocky 4WD Fourtrak, Passenger, Rugger, Tafto	<b>20</b>	4 92,0 	95,5 36,5 - 1,5 - 3,0	2,5 2 4	28x75	T2,5-2-4 T2,5-2-4	Ø92,0 Ø92,5	01174 07213