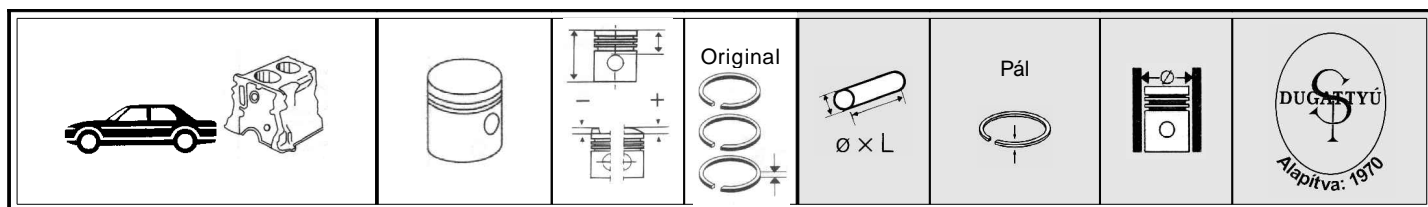
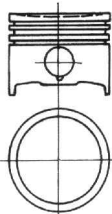
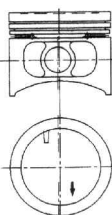


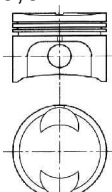
# LANCIA

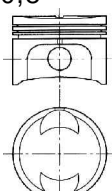
cm <sup>3</sup>	∅	Motor	Cylinder	Index
999	70,0	Benzin	4	2
1050	67,2	Benzin	4	1
1108	70,0	Benzin	4	3
1242	70,8	Benzin	4	4
1369	82,0	Benzin	4	6
1438	80,0	Benzin	4	5
1499	86,4	Benzin	4	16
1585	84,0	Benzin	4	9
1585	84,0	Benzin turbo	4	10
1585	84,0	Benzin turbo	4	11
1756	84,0	Benzin	4	12
1929	82,6	Diesel	4	7
1929	82,6	Diesel turbo	4	8
1995	84,0	Benzin	4	13
1995	84,0	Benzin	4	14
1995	84,0	Benzin turbo	4	15

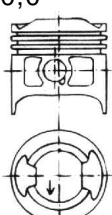


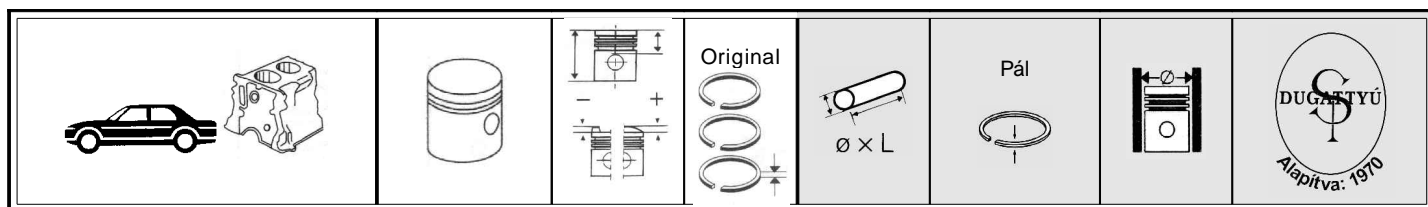
<b>LANCIA</b> <b>A 112 AB.2C.0</b> 1050 cm <sup>3</sup> benzin  1976- A 112, 85	<b>1</b> 4 67,2 	54,75 21,75 - 15	1,5 1,75 3,947	18x56	1,5-1,75-4 1,5-1,75-4 1,5-1,75-4 2-2-4	Ø67,2 Ø67,6 Ø67,8 Ø68,0	04737 04739 05887 04741

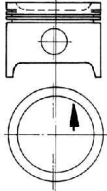
<b>LANCIA</b> <b>156 A 2.100</b> <b>M 204 BS 10.0</b> 999 cm <sup>3</sup> benzin  1986- Y 10	<b>2</b> 4 70,0 	57,4 24,9 - 1,5	1,5 1,5 3	18x53	1,5-1,5-3 1,75-2-4 1,75-2-4	Ø70,0 Ø70,0 Ø70,5	06819 8130 06821

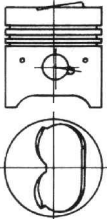
<b>LANCIA</b> <b>176 A 6.000</b> 1108 cm <sup>3</sup> benzin  1992- Y10	<b>3</b> 4 70,0 	50,0 21,01 - 1,5 MØ =60,0	1,2 1,2 2,5	17,98x5 3	1,5-1,5-3 1,5-1,5-3	Ø70,0 Ø70,6	8343-0031 8343-6031

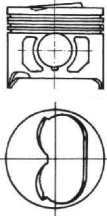
<b>LANCIA</b> <b>176 A 8.000 MPI</b> 1242 cm <sup>3</sup> benzin  1995- Y	<b>4</b> 4 70,8 	48,0 19,0 - 1,4 - 2,1 MØ =60,0	1,2 1,2 2,5	18x50	1,2-1,2- 2,5 1,5-1,5- 2,8	Ø70,8 Ø71,6	8349-0011 8349-8031

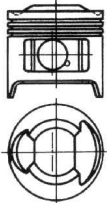
<b>LANCIA</b> <b>125 A 000</b> 1438 cm <sup>3</sup> benzin  1972- Beta 75	<b>5</b> 4 80,0 	77,0 26,75 +4,2	1,5 2 3,947	22x67	1,5-2- 3,947 1,5-2- 3,947	Ø80,0 Ø80,6	04300 01457

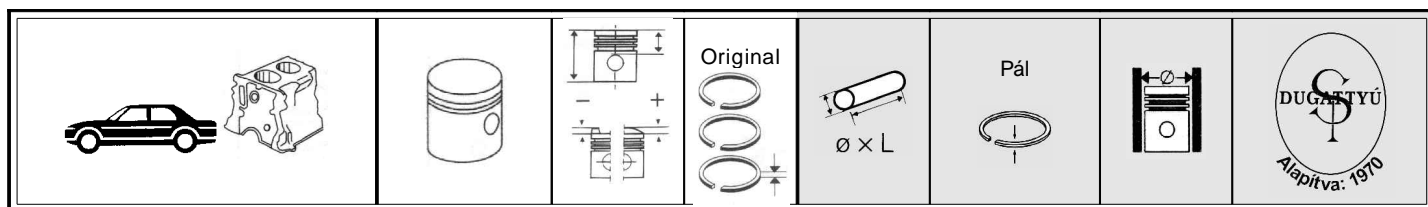


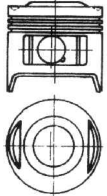
<b>LANCIA</b> <b>182 A 3.000, M 634.AA</b> 1369 cm <sup>3</sup> benzin 1995- Y	<b>6</b> 4 82,0 	58,11 24,11 -5,2	1,5 1,5 3	20x54	1,5-1,5-3 1,5-2-3,947 1,5-2-3,947 1,5-2-3,947	Ø82,0 Ø82,0 Ø82,4 Ø82,8	8356-0011 8356-0031 8356-4031 8356-8031

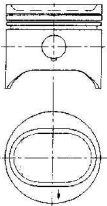
<b>LANCIA</b> <b>149 A 1000</b> 1929 cm <sup>3</sup> diesel 1984- Prisma	<b>7</b> 4 82,6 	81,0 30,1 +2,4	T2,5 2 4	25x69	T2,5-2-4 T2,5-2-4 T2,5-2-4 T2,5-2-4 2-2-4  Teflonos csökkentett átmérőjű T2,5-2-4 T2,5-2-4 T2,5-2-4 T2,5-2-4 2-2-4	Ø82,6 Ø83,0 Ø83,4 Ø83,6 Ø84,0  Ø82,55 Ø82,95 Ø83,35 Ø83,55 Ø83,95	06687 06689 06691 06693 06695  06325 06327 06329 06351 06353

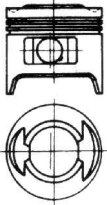
<b>LANCIA</b> <b>160 A 6.000, M 710</b> <b>AT.19.0</b> 1929 cm <sup>3</sup> diesel turbo 1990- Dedra	<b>8</b> 4 82,6 	82,0 29,4 +2,5	T3 2 3	26x69	T2,5-2-4 T2,5-2-4 T2,5-2-4 T2,5-2-4 2-2-4	Ø82,6 Ø83,0 Ø83,4 Ø83,6 Ø84,0	01483 01485 01487 01489 01491

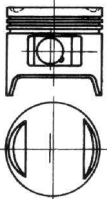
<b>LANCIA</b> <b>828 B.000</b> 1585 cm <sup>3</sup> benzin 1986- Delta, Prisma	<b>9</b> 4 84,0 	77,0 27,9 +5,8 -2,8	1,5 2 3,947	22x69	1,5-2-3,947 1,5-2-3,947 1,5-2-3,947	Ø84,0 Ø84,4 Ø84,6	2624-0011 2624-4011 2624-6011

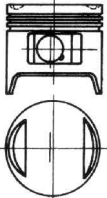


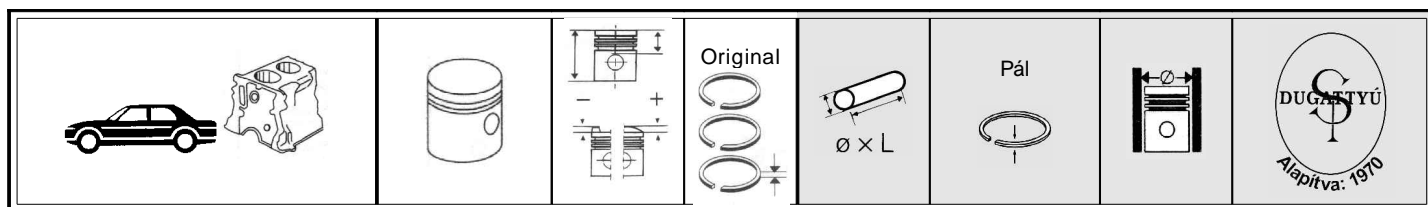
<b>LANCIA</b> <b>M 400.BT.16.0</b> 1585 cm <sup>3</sup> benzin turbo  1986- Delta HF Turbo	<b>10</b> 4 84,0 	77,0 27,45 - 4,1 - 4,5	1,5 2 3,947	22x69	1,5-2- 3,947 1,5-2- 3,947 1,5-2- 3,947	Ø84,0 Ø84,4 Ø84,6	02821 02823 02825

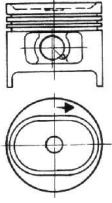
<b>LANCIA</b> <b>M 406.AW.16.0</b> 1585 cm <sup>3</sup> benzin turbo  1987- Delta HF Turbo	<b>11</b> 4 84,0 	78,4 27,9 - 4,1 - 4,6 - 1,7	1,5 2 3,947	22x68,5	1,5-2- 3,947	Ø84,0	04953

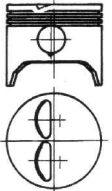
<b>LANCIA</b> <b>132 AB.000, 132 B 1.000,</b> <b>132 BB.1 A.0</b> 1756 cm <sup>3</sup> benzin  1972- Beta 76	<b>12</b> 4 84,0 	76,5 27,45 + 1,6	1,5 2 3,947	22x68	1,5-2- 3,947 1,5-2- 3,947 1,5-2- 3,947 2-2-5	Ø84,0 Ø84,4 Ø84,6 Ø85,5	01509 01511 01513 04304

<b>LANCIA</b> <b>401 CG.20.0</b> 1995 cm <sup>3</sup> benzin  1985- Thema i.e.	<b>13</b> 4 84,0 	76,0 28,65 - 4,5 - 5,0	1,5 2 3,947	22x65	1,5-2- 3,947 1,5-2- 3,947 1,5-2- 3,947	Ø84,0 Ø84,4 Ø84,6	3186-0011 3186-4011 3186-6011

<b>LANCIA</b> <b>828 B 1.000/ B 4.000</b> 1995 cm <sup>3</sup> benzin  1975- Trevi, Prisma, 84 HPE	<b>14</b> 4 84,0 	77,5 27,45 - 3,55 - 4,0	1,5 2 3,947	22x69	1,5-2- 3,947 1,5-2- 3,947 1,5-2- 3,947	Ø84,0 Ø84,4 Ø84,6	01515 01517 01519



<b>LANCIA</b> <b>M 601 FT.20.0, 154</b> <b>A2.000</b> 1995 cm <sup>3</sup> benzin Turbo  1985- Delta, Thema 1991- Dedra	<b>15</b>	4 84,0 	79,0 28,5 - 4,5	1,5 2 3,947	22x69	1,5-2- 3,947 1,5-2- 3,947 1,5-2- 3,947	Ø84,0 Ø84,4 Ø84,6	06135 06137 06139

<b>LANCIA</b> <b>831 AB.1A.0</b> 1499 cm <sup>3</sup> benzin  1979- Delta, Prisma 88	<b>16</b>	4 86,4 	73,95 23,45 - 2,8	1,5 2 3,947	22x69	1,5-2,- 3,947 1,5-2,- 3,947 2-2-4	Ø86,4 Ø86,8 Ø87,0	06887 01525 01527